



WAVERTON GLOBAL EQUITY FUND (GBP)

31 July 2025

Fund aim

The investment objective of the Fund is to achieve returns in excess of the MSCI AC World NR through investment in a focused selection of equities on a global basis.


Investment style

The Fund seeks to identify competitively advantaged businesses which can grow cash flows for shareholders in the long term. Position sizes are allocated on a conviction basis and while being aware of the relative exposure versus the MSCI All Country World Index by style factor, region and sector, the portfolio's construction is benchmark agnostic. The Fund will be populated by a concentrated list of high conviction global best ideas.


Fund facts

Launch date	16 March 1999
Morningstar category	Global Large Cap Blend Equity
Benchmark	MSCI AC World Index
Fund size	GBP 486.3m
No. of holdings	40
Domicile	Ireland
Sedol	B1RMYD6
Bloomberg code	WAVGEAG ID
Fund type	OEIC
Base currency	GBP
Other currencies	USD
Ex dividend dates	30 April and 31 October

Fund manager



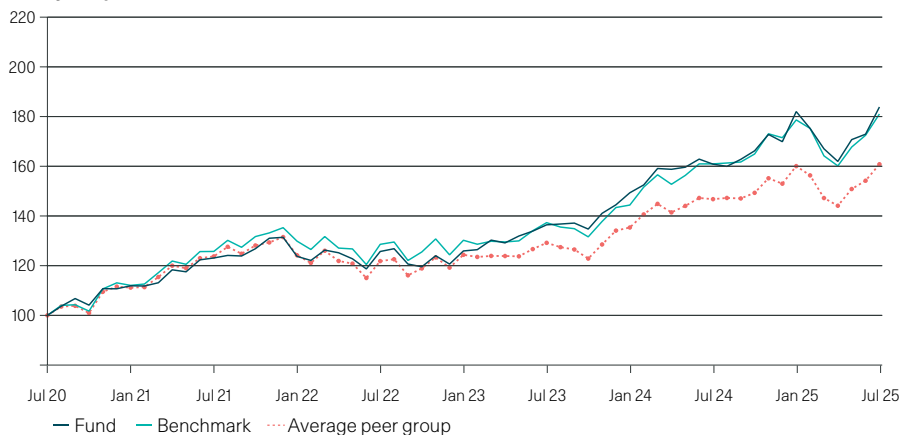
George Williams
Lead Fund Manager



Alena Isakova
Fund Manager

Performance

Five year performance (%)



Period performance (%)	1 month	3 months	YTD	1 year	3 years	5 years	Inception Mar 99
Fund	6.3	13.5	8.2	14.3	46.3	83.9	760.7
Benchmark	5.0	13.0	5.6	12.5	40.8	81.0	570.5
Morningstar peer group	4.3	11.6	5.2	9.5	32.6	62.2	399.4
Quartile	1	2	1	1	1	1	1

Calendar year performance (%)	2024	2023	2022	2021	2020
Fund	17.6	19.8	-8.2	18.7	12.2
Benchmark	19.6	15.3	-8.1	19.6	12.7

Annual discrete performance (%) - 12 months to	31/07/25	31/07/24	31/07/23	31/07/22	31/07/21
Fund	14.3	17.9	8.5	2.1	23.1

Important information: Performance displayed is for the A GBP Share Class. Performance is calculated on a NAV to NAV basis and does not take into account any initial fees. Performance is displayed net of fees and assumes income is reinvested. The benchmark is the MSCI World Index from inception to 15 October 2018. From 16 October 2018 the benchmark for the Waverton Global Equity Fund is the MSCI AC World Index.

Share class information

Share class	ISIN	AMC (%)	NAV	Historic yield (%)	Ongoing charge (%)
A GBP INC	IE00B1RMYD64	1.00	38.94	0.2	1.05
A USD INC	IE00B1RMYC57	1.00	51.91	0.2	1.06
B USD ACC	IE00B1RMYH03	0.50	26.97	N/A	0.55
I GBP INC	IE00BFXR6W65	0.75	19.47	0.5	0.80
P GBP INC	IE00BMC79Y98	0.40	14.88	0.8	0.45

The share classes listed above are subject to minimum investment amounts. Please refer to the Fund Prospectus or your usual W1M contact for further details.

Risk warning: Past performance is no guide to future performance. The value of holdings may fall as well as rise. All financial investments involve an element of risk. The level of income from the investment may fluctuate in value. Currency movements may also affect the value of the investment. If the currency in which the past performance is displayed differs from the currency of the country in which you reside, then you should be aware that due to exchange rate fluctuations the performance shown may increase or decrease if converted into your local currency. The Fund may invest assets in Emerging Market Countries. The risks involved in investments in Emerging Market Countries are likely to exceed the risks of investment in more mature markets.

Sources: W1M, Morningstar.

Portfolio summary

Region	(%)
North America	58.3
Europe ex UK	12.4
United Kingdom	9.3
Japan	8.6
Asia Pacific ex Japan	8.4
Cash	3.0
Total	100.0

Sector	(%)
Industrials	21.4
Financials	20.7
Information technology	13.6
Consumer discretionary	12.4
Health care	8.7
Energy	6.0
Materials	5.2
Communication services	4.7
Consumer staples	4.3
Cash	3.0
Total	100.0

Top 10 holdings	(%)
Microsoft	4.1
Canadian Pacific Kansas City	4.1
Visa	3.7
Amazon	3.5
Ferguson Enterprises	3.3
Thermo Fisher Scientific	3.2
GE Aerospace	3.2
Interactive Brokers Group	3.0
Siemens	3.0
CME Group	3.0
Total	34.1

Contact details

W1M
Phone: +44 (0) 20 4617 2354
Email: funds@w1m.com

Administrator

CACEIS Ireland Limited
Dublin_TA_Customer_Support@caceis.com

For full details of investment risks please refer to the Prospectus. A copy of the full prospectus and the KIID is available from W1M Investment Management Limited or the Administrator, CACEIS Ireland Limited.